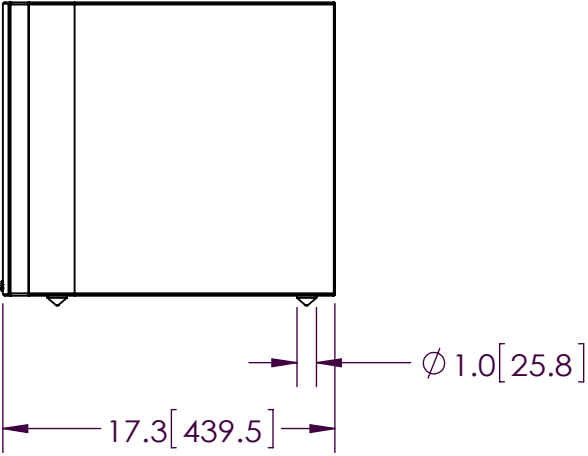
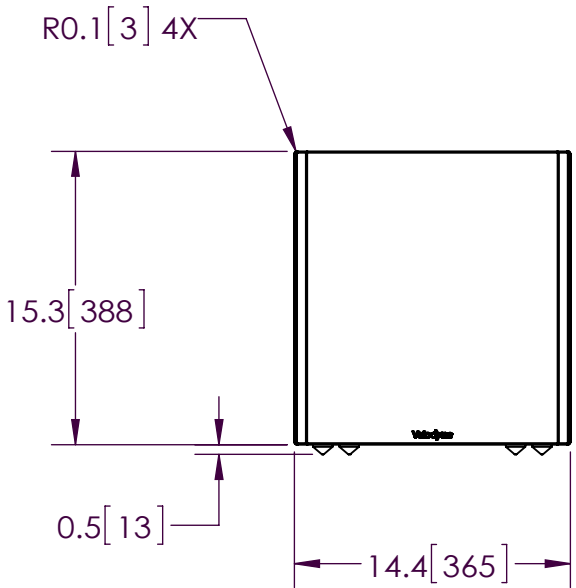
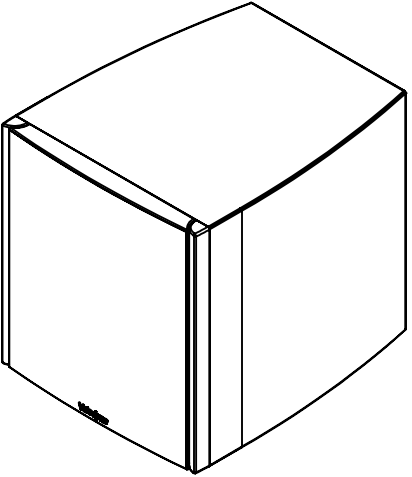
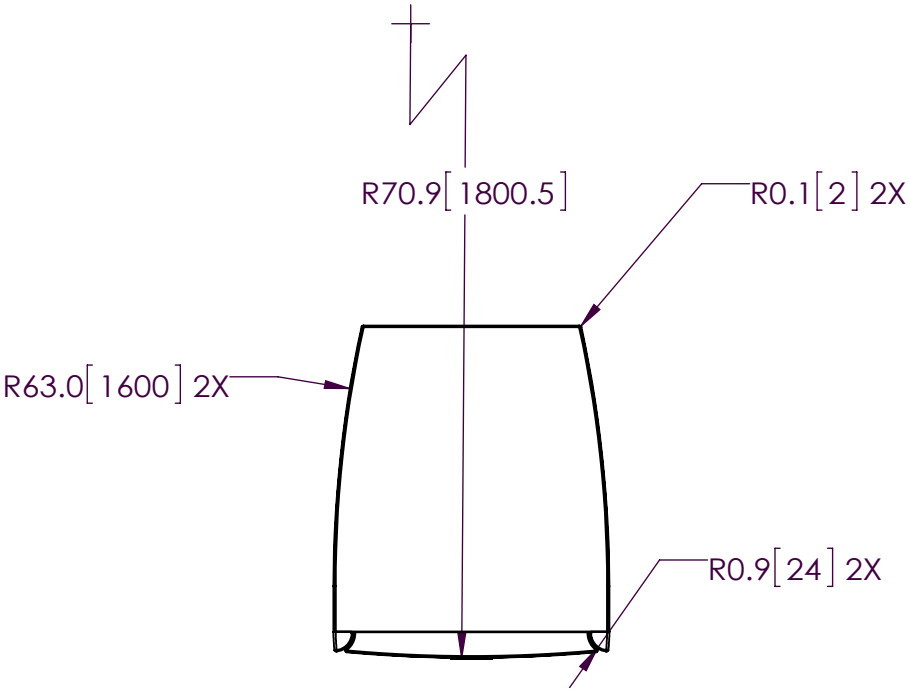


THE INFORMATION CONTAINED IN THIS DRAWING IS THE SOLE PROPERTY OF VELODYNE ACOUSTICS, LLC. ANY REPRODUCTION IN PART OR WHOLE WITHOUT THE WRITTEN PERMISSION OF VELODYNE ACOUSTICS, LLC, IS PROHIBITED.

CONFIDENTIAL INFORMATION – VELODYNE ACOUSTICS,LLC

REVISIONS				
ECN	REV	DESCRIPTION	APPROVAL	DATE
ECN	A	INITIAL RELEASE	RL	3/22/16



- NOTES:
- UNLESS OTHERWISE SPECIFIED, ALL DIMENSIONS ARE IN INCHES AND [MILIMETERS]
 - ALL DIMENSIONS FOR REFERENCE ONLY

NEXT ASSY	USED ON
APPLICATION	

UNLESS OTHERWISE SPECIFIED DIMENSIONS ARE IN DECIMAL INCHES AND [METRIC].		SOLIDWORKS GENERATED DRAWING, DO NOT MANUALLY UPDATE		Velodyne® Velodyne Acoustics, LLC		
TOLERANCES ARE: DECIMALS ANGLES .xx ± .01 [0.25] ± 1° .xxx ± .005 [0.127]		APPROVALS	DATE	TITLE Outline Drawing DDP12		
MATERIAL SEE NOTES		DWN	3/22/16			
		CHKD	3/22/16			
FINISH SEE NOTES		QC	3/22/16			
		ENG	3/22/16			
DO NOT SCALE DRAWING		RL	3/22/16	SIZE B	DWG. NO. 86-0111	REV. A
				SCALE: SC	SHEET 1 of 1	